



DFS20A-A4B1E000900

DFS2x

INCREMENTAL ENCODERS

SICK
Sensor Intelligence.



Illustration may differ



Ordering information

Type	Part no.
DFS20A-A4B1E000900	1072867

Other models and accessories → www.sick.com/DFS2x

Detailed technical data

Performance

Pulses per revolution	900
Measuring step	± 90° electronically/ppr
Measuring step deviation	± 0.008°
Error limits	± 0.03°
Initialization time	40 ms ¹⁾

¹⁾ Valid positional data can be read once this time has elapsed.

Interfaces

Communication interface	Incremental
Communication Interface detail	HTL / Push pull

Electrical data

Connection type	Male connector, MS, 7-pin, radial ¹⁾
Power consumption	0.7 W (without load)
Supply voltage	8 ... 30 V
Output frequency	820 kHz
Reference signal, number	1
Reference signal, position	180°, electric, gated with A
Code sequence	Clockwise

¹⁾ Zero set possible.

Mechanical data

Mechanical design	Solid shaft, square flange 2"
Shaft diameter	10 mm
Weight	0.4 kg (maximum)
Start up torque	0.5 Ncm (+20 °C)
Operating torque	0.3 Ncm (+20 °C)

Permissible shaft loading radial/axial	40 N (axial) 80 N (radial)
Operating speed	9,000 min ⁻¹
Moment of inertia of the rotor	15 gcm ²
Bearing lifetime	3.6 x 10 ⁹ revolutions
Angular acceleration	≤ 500,000 rad/s ²

Ambient data

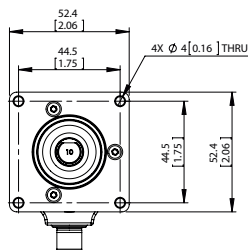
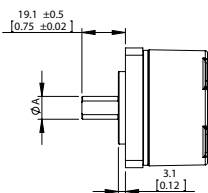
EMC	According to EN 61000-6-2 and EN 61000-6-3
Enclosure rating	IP65 (according to IEC 60529)
Permissible relative humidity	90 % (Condensation not permitted)
Operating temperature range	-30 °C ... +85 °C
Storage temperature range	-40 °C ... +100 °C, without package
Resistance to shocks	100 g, 11 ms (according to EN 60068-2-27)
Resistance to vibration	30 g, 10 Hz ... 2,000 Hz (according to EN 60068-2-6)

Classifications

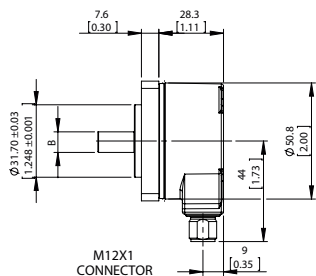
ECl@ss 5.0	27270501
ECl@ss 5.1.4	27270501
ECl@ss 6.0	27270590
ECl@ss 6.2	27270590
ECl@ss 7.0	27270501
ECl@ss 8.0	27270501
ECl@ss 8.1	27270501
ECl@ss 9.0	27270501
ETIM 5.0	EC001486
ETIM 6.0	EC001486
UNSPSC 16.0901	41112113

Dimensional drawing (Dimensions in mm (inch))

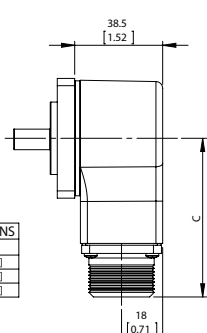
SHAFT OPTIONS		
NOMINAL	SHAFT ϕ "A"	FLAT DIM "B"
1/4"	6.327/6.312/2491/2485	5.5[.22]
3/8"	9.507/9.492[.3743/.3737]	8.5[.33]
10MM	9.977/9.962[.3928/.3922]	9[.35]



SQUARE FLANGE

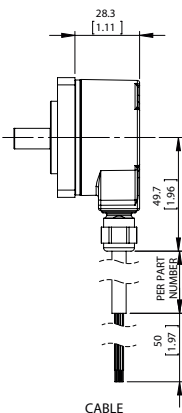


M12X1 CONNECTOR



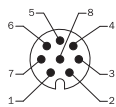
MIL CONNECTOR

MIL CONNECTOR OPTIONS	
TYPE	DIM "C"
6 PIN	63.9[2.52]
7 PIN	63.9[2.52]
10 PIN	69.4[2.73]

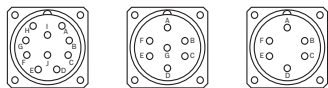


CABLE

PIN assignment



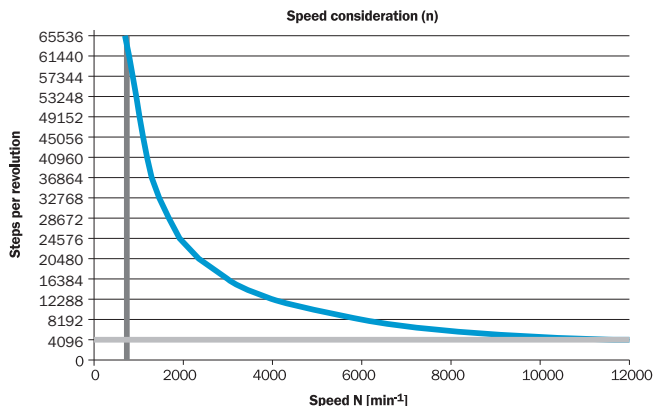
View of the M12 connector on the encoder



View of the MS connector on the encoder

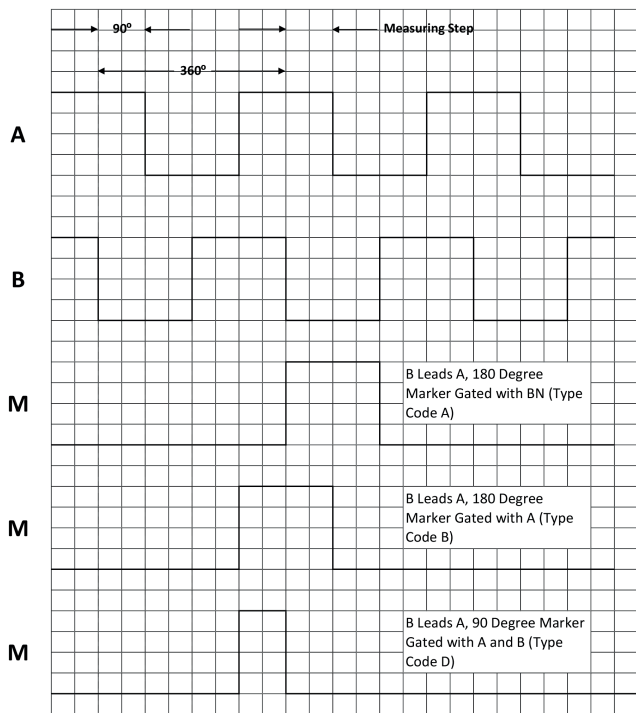
Maximum revolution range

Maximum revolution range



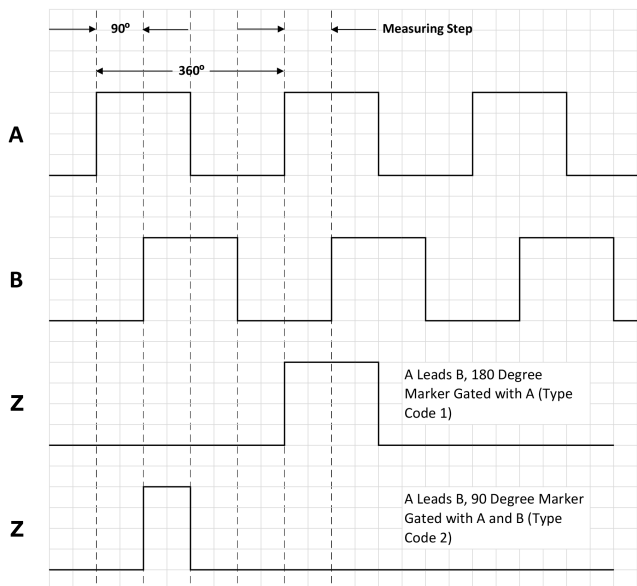
Signal outputs

Signal Outputs with Counter Clock-wise Counting Direction Option Selected (B leads A for clock-wise rotation). Complement signals AN, BN and ZN are not shown.



Cw with view on the encoder shaft in direction "A", compare dimensional drawing.

Signal Outputs with Clock-wise Counting Direction Option Selected (A leads B for clock-wise rotation). Complement signals AN, BN and ZN are not shown.



Cw with view on the encoder shaft in direction "A", compare dimensional drawing.

SICK AT A GLANCE

SICK is one of the leading manufacturers of intelligent sensors and sensor solutions for industrial applications. A unique range of products and services creates the perfect basis for controlling processes securely and efficiently, protecting individuals from accidents and preventing damage to the environment.

We have extensive experience in a wide range of industries and understand their processes and requirements. With intelligent sensors, we can deliver exactly what our customers need. In application centers in Europe, Asia and North America, system solutions are tested and optimized in accordance with customer specifications. All this makes us a reliable supplier and development partner.

Comprehensive services complete our offering: SICK LifeTime Services provide support throughout the machine life cycle and ensure safety and productivity.

For us, that is “Sensor Intelligence.”

WORLDWIDE PRESENCE:

Contacts and other locations –www.sick.com